



# How to

## Purchase Company & Business Information

***www.ssm-einfo.my***



# How To Purchase Company & Business Information

1. Login to [www.ssm-einfo.my](http://www.ssm-einfo.my)

2. Click **Search** button at the **Company & Business Information**.

The screenshot displays the SSM e-Info website interface. At the top, there are logos for the Malaysian government, SSM (Suruhanjaya Syarikat Malaysia), and e-Info. A navigation bar includes links for My e-Account, About Us, News, Products, Knowledgebase, and Help Center. A user is logged in as 'zaharem' with a current balance of RM40.80. The date and time are 22/10/2018 10:46:30. A prominent blue 'Search Now!' button is centered on the page. Below this, there are two main sections: 'Company & Business Information' and 'Scanned Form Images'. The 'Company & Business Information' section lists various services such as Company Profile (ROC), Business Profile (ROB), Company Charges, Attestation of Company Good Standing (ACGS), Financial Comparison, Particulars, Business Termination Letter, Certificates of Incorporation of Private Company (1965/2016), and Certificates of Incorporation of Change of Name of Company and Other Certificates. A green 'Search' button is located at the bottom of this list. The 'Scanned Form Images' section provides an example of scanned forms, including Form 6 (Declaration of Compliance), Form 8 (Certificate of Incorporation of Public Company), Form 9 (Certificate of Incorporation of Private Company), Form 102 (Memorandum & Articles of Associations), Form 557 (Audited Financial Statement), Form 559 (Annual Report), Form 13A (Request for Availability of Name), Form 24 (Return of Allotment of Shares), and Form 49 (Return Giving Particulars in Register of Directors, Managers and Secretaries and Changes of particular) and Other Forms & Sections. A green 'Search' button is also present at the bottom of this section. At the bottom of the page, there are three buttons: 'Recharge your e-Account', 'View Past Order(s)', and 'Easy Purchase'.

**Company & Business Information**

- Company Profile (ROC)
- Business Profile (ROB)
- Company Charges
- Attestation of Company Good Standing (ACGS)
- Financial Comparison
- Particulars
- Business Termination Letter
- Certificates of Incorporation of Private Company (1965/2016)
- Certificates of Incorporation of Change of Name of Company and Other Certificates

**Scanned Form Images**

Example:

- Form 6 (Declaration of Compliance)
- Form 8 (Certificate of Incorporation of Public Company)
- Form 9 (Certificate of Incorporation of Private Company)
- Form 102 (Memorandum & Articles of Associations)
- Form 557 (Audited Financial Statement)
- Form 559 (Annual Report)
- Form 13A (Request for Availability of Name)
- Form 24 (Return of Allotment of Shares)
- Form 49 (Return Giving Particulars in Register of Directors, Managers and Secretaries and Changes of particular) and Other Forms & Sections

**My e-Account**

Recharge your e-Account | View Past Order(s) | Easy Purchase

### 3. Start search for **Company and Business Information** by entering the **Company Registration Number** or **Company Name**

- To search **By Registration Number**, type in **ONLY** the company registration number without '-' sign, **Example: 499519** and;
- click **Search**
- To search **By Name**, please enter the **nearest keyword** to optimize search time;
- click **Search**

The screenshot shows the SSM e-Info search interface. At the top, there are logos for the Malaysian government and SSM e-Info. A navigation bar includes links for 'My e-Account', 'About Us', 'News', 'Products', 'Knowledgebase', and 'Help Center'. A user is logged in as 'zaharem' with a current balance of RM56.80. The date and time are 22/10/2018 10:56:05. The main search area is titled 'Search Now!' and contains two search options: 'By Registration Number' and 'By Name'. Each option has a text input field, a note, and a 'Search' button. The 'By Registration Number' note states: 'NOTE: Type in ONLY the company registration number without '-' sign. Example:499519'. The 'By Name' note states: 'NOTE : Please enter the nearest keyword to optimize search time.'

6. Click **Add to Cart** to select product(s) that you want to purchase.

7 Click **View to Cart** to continue with the purchase

The screenshot shows the e-Info website interface. At the top, there are logos for the Malaysian government and e-Info, along with a 'Logout' button. A navigation bar includes 'My e-Account', 'About Us', 'News', 'Products', 'Knowledgebase', and 'Help Center'. Below this, a 'Search Now!' banner is displayed. Two search filters are available: 'By Registration Number' and 'By Name'. The 'By Name' search results for 'raffcomm' are shown, listing various products for two companies: RAFFCOMM TECHNOLOGIES SDN. BHD. and RAFFCOMM VENTURES SDN. BHD. Each product has an 'Add to Cart' button. A 'View Cart' button is also visible in the top right corner of the search results area. The cart summary shows 1 item with a total value of RM 15.00.

Registration No	Name	City & State	Available Products	Standard	CTC
1000449-W	RAFFCOMM TECHNOLOGIES SDN. BHD.	KUALA LUMPUR, WILAYAH PERSEKUTUAN	Company Profile Company Charges Financial Comparison (2years) Financial Comparison (3years) Financial Comparison (5years) Attestation of Company Good Standing Certificate of Incorporation of Private Company 1965 Particular of Registered Address Particular of Directors/Officers Particular of Shareholders Particular of Share Capital	In Cart Add to Cart Add to Cart Add to Cart Add to Cart Add to Cart Add to Cart Add to Cart Add to Cart Add to Cart	Add to Cart Add to Cart Add to Cart Add to Cart Add to Cart
1263934-V	RAFFCOMM VENTURES SDN. BHD.	-	Company Profile Certificate of Incorporation of Private Company 2016 Certificate of Incorporation on Change of Name of Company Particular of Registered Address	Add to Cart Add to Cart Add to Cart Add to Cart	Add to Cart Add to Cart Add to Cart

8. In the **Cart Items** page, click **Continue to Payment Method** to proceed with the payment

9. Click **Back to Product List** to continue to add some more products

10. Click **Remove** to remove the selected products in the **Cart Items**

The screenshot displays the SSM e-Info portal interface. At the top, there are logos for the Malaysian government and SSM, along with navigation links: My e-Account, About Us, News, Products, Knowledgebase, and Help Center. A user is logged in as 'zaharem' with a current balance of RM56.80. The date and time are 22/10/2018 11:00:42.

### Your Cart

Company / Business Name (Registration No)	Document Type	Price (RM)	Service Fee (RM)	CTC Service Fee (RM)	TOTAL (RM)	Action
RAFFCOMM TECHNOLOGIES SDN. BHD. (1000449-W)	Company Profile	10.00	5.00	0.00	15.00	Remove

Amount 15.00  
Service Tax 6% 0.30  
Total Including Service Tax 15.30

**Continue to Payment Method**




[Back to Product List](#)

11. Choose the preferred payment method to continue with the transactions

- **e-Info Account**
- **Visa Payment Gateway**
- **Online Banking**

The screenshot displays the e-Info Prepaid website interface. At the top left, there are logos for the Malaysian government and SSM (Syarikat Sahaja Malaysia). The navigation menu includes 'My e-Account', 'About Us', 'News', 'Products', 'Knowledgebase', and 'Help Center'. A red 'Logout' button is located in the top right corner. Below the navigation menu, the user is logged in as 'zaharem' with a current balance of 'RM56.80'. The date and time are '22/10/2018 11:00:42'. The main heading is 'Choose payment method'. Below this, a blue text prompt says 'Please use e-Info Prepaid to get the documents easily'. Three yellow buttons are shown: 'Online Banking', 'e-Info Prepaid', and 'Credit Card'. The 'e-Info Prepaid' button is highlighted with a red border.

12. User need to do a verification by entering the **Password** again and click **Proceed Payment** to continue with the transactions.

   [Logout](#)

[My e-Account](#) [About Us](#) [News](#) [Products](#) [Knowledgebase](#) [Help Center](#)

You're logged in as **zaharem** | Current Balance is **RM56.80** 22/10/2018 11:05:24

### Order Code: UNI-20181022110524150938

Name  
Mobile No 0193644341  
Email zaharem@gmail.com  
Country  
Payment type Prepaid

Item	Company / Business Name (Registration No)	Document Type	Price (RM)	Service Fee (RM)	CTC Service Fee (RM)	TOTAL (RM)
1	RAFFCOMM TECHNOLOGIES SDN. BHD. (1000449-W)	Company Profile	10.00	5.00	0.00	15.00

Amount 15.00  
Service Tax 6% 0.30  
Total including Service Tax 15.30

*For security reasons, please re-Enter your password.*

Username :




Password :

[Proceed Payment](#)

[Back](#)

13. Please choose the preferred language for the document in **English** or **Malay**.

14. Click the **Generate PDF** to proceed to the next page

   Logout

My e-Account    About Us    News    Products    Knowledgebase    Help Center

You're logged in as **zaharem** | Current Balance is **RM41.50** 22/10/2018 11:06:41

Purchasing Info

## UNI-20181022110524150938

The list items purchased :

No	Registration Number	Details	Document Type	Action
1	1000449-W	RAFFCOMM TECHNOLOGIES SDN. BHD.	Company Profile	<input checked="" type="checkbox"/>

Malay  English

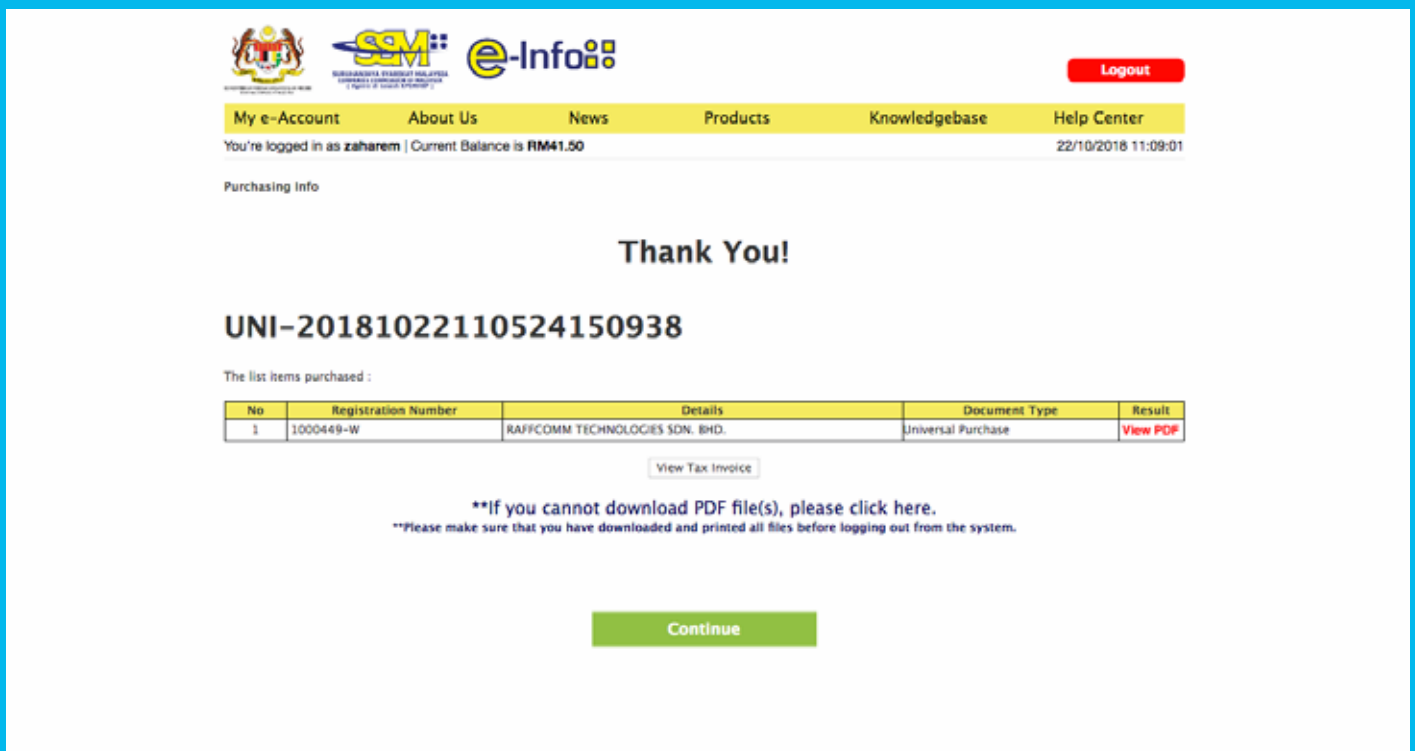
Generate PDF

\*\*Please make sure that you have downloaded and printed all files before logging out from the system.



15. Click on the button **View PDF** to view the documents that you've purchased. You can **Save, Print and Email** the documents. Click **View Receipt** to view the receipt of the transactions.

16. Click on the button **View Tax Invoice** to view the tax invoice of the transactions



The screenshot shows the SSM e-Info portal interface. At the top, there are logos for the Malaysian government, SSM (Syarikat Sahaja Malaysia), and e-Info. A navigation bar includes links for 'My e-Account', 'About Us', 'News', 'Products', 'Knowledgebase', and 'Help Center'. A 'Logout' button is in the top right. Below the navigation bar, it indicates the user is logged in as 'zaharem' with a current balance of RM41.50 and the date/time 22/10/2018 11:09:01. The main content area displays 'Thank You!' and a unique identifier 'UNI-20181022110524150938'. Below this, it states 'The list items purchased :' and shows a table with one item. A 'View Tax Invoice' button is located below the table. At the bottom, there is a note about downloading PDF files and a 'Continue' button.

**Thank You!**

**UNI-20181022110524150938**

The list items purchased :

No	Registration Number	Details	Document Type	Result
1	1000449-W	RAFFCOMM TECHNOLOGIES SDN. BHD.	Universal Purchase	<a href="#">View PDF</a>

[View Tax Invoice](#)

**\*\*If you cannot download PDF file(s), please click here.**  
\*\*Please make sure that you have downloaded and printed all files before logging out from the system.

[Continue](#)

# Thank you

If you found any problem, do call us at **1-300-30-4636** or enquire us at **[www.ssm-einfo.my/feedback](http://www.ssm-einfo.my/feedback)**

